

# PRACTICE PROFILE



# TEP IS AN AWARD WINNING ENVIRONMENTAL CONSULTANCY WORKING FOR PRIVATE, PUBLIC AND THIRD SECTOR CLIENTS

Established in 1997, we have grown steadily by sticking to our core skills and by helping our clients achieve sustainable development. Our offices are in Warrington, Market Harborough, Gateshead, London and Cornwall.

Our vision is to be the practice of choice for clients who seek high quality, practical and professional environmental consultancy.

*"TEP were excellent team leaders ensuring everything was delivered to the deadline and nothing slipped" (Scarborough Museums Trust) Rotunda Museum*

*"We have a design that has met with the approval of all of the stakeholders. This is no easy task in a National Park and TEP are to be congratulated in their efforts to achieve consensus" (South Lakeland District Council) Waterhead Public Realm*

*"They have a 'can do' approach and are always solution focused" (Chesterfield Borough Council) Chesterfield Gateways Project*

*"Excellent proactive and reactive response over the full range of services from this consultant" (Homes England) Land and Risk Management Framework*

*"TEP are one of the most important ecology service suppliers on our ecology framework due to their technical ability, capacity to take on lots of work and ability to respond quickly. They have consistently provided us with high quality support across our capital programme" (United Utilities)*

## We offer these professional services:

- Landscape Design
- Masterplanning and Urban Design
- Environmental Assessment
- Town Planning
- Landscape and Visual Assessment
- Green Infrastructure
- Ecology
- Arboriculture
- Landscape Management
- Vacant and Derelict Property Management
- Historic Environment and Archaeology
- GIS Mapping and Analysis
- Visualisations
- BREEAM and Code for Sustainable Homes
- Community Engagement

## We work in a wide range of sectors:

- Residential
- Health and education
- Sports and leisure
- Culture and heritage
- Commercial and industrial
- Parks and civic spaces
- Transport and infrastructure
- Energy
- Water, waste and minerals
- Central and local government
- Charities and Trusts



# LANDSCAPE DESIGN

TEP has a creative, dynamic and skilled team committed to producing distinctive, innovative and sustainable landscape designs. All our designs are both sensitive to the environment and considerate of long-term management.

Our design services include all aspects of hard and soft landscape, including planting design, habitat creation, construction detailing, public art co-ordination, project management, contract administration and CDM.

We are able to confidently meet and negotiate with the local authority and other statutory consultees throughout the planning process.

In recent years we have undertaken a wide range of landscape design projects for:

- Residential schemes
- Commercial developments
- School grounds
- Historic landscapes
- Public realm, parks and open spaces



**ABBEEFIELDS RESIDENTIAL  
DEVELOPMENT, CHESHIRE**



**COLWYN BAY TOWN CENTRE**

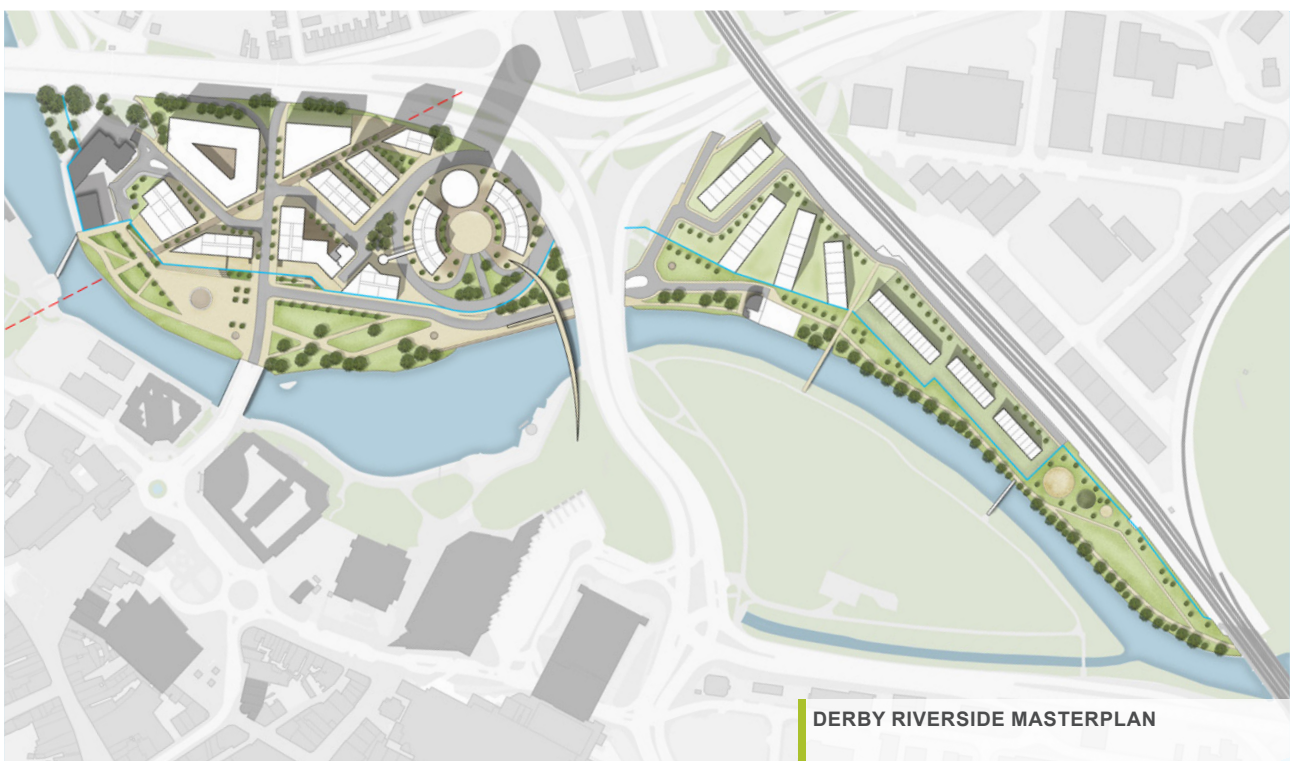
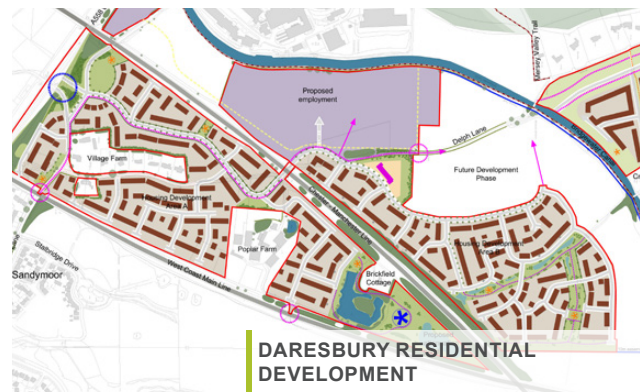
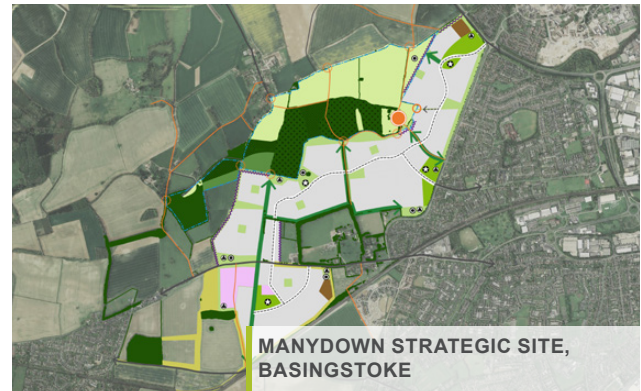


**STOCKWOOD DISCOVERY CENTRE, LUTON**

# MASTERPLANNING & URBAN DESIGN

TEP integrates environmental, social and economic aspirations in its Masterplans and urban design schemes to deliver sustainable solutions to complex systems. We acknowledge that creating new spaces for leisure, business and housing involves balancing a number of interconnected and sometimes competing priorities. There is a need to shape the setting of a town or development to create a sense of order, place, continuity and identity. We also recognise the need to design for resilience to future uncertainties such as climate change and economic instability.

TEP's track record in developing area masterplans, development frameworks, public realm strategies and design guides illustrates this approach. We work closely with clients and engage local stakeholders, using a variety of tools and techniques, to develop high quality designs which achieve the necessary approvals to go on to successful implementation.





# ENVIRONMENTAL ASSESSMENT

TEP is an Institute of Environmental Management and Assessment (IEMA) registered Environmental Impact Assessor with a Quality Mark for commitment to excellence.


We have extensive experience in managing the EIA process, regularly working in multi-disciplinary teams of engineers, designers, surveyors and planners.

We can co-ordinate the entire EIA process from screening opinion to the production of the ES. We manage the specialists required to deliver an EIA and engage with all relevant stakeholders.

Our team includes experts in Sustainability Appraisal, Strategic Environmental Assessment and Habitats Regulation Assessment allowing us to carry out appraisals of plans, strategies and major infrastructure schemes.



NATIONAL HISTORY MUSEUM, WALES



DARESURY RESIDENTIAL  
DEVELOPMENT



HINKLEY POINT C CONNECTION PROJECT

# TOWN PLANNING

Our RTPI qualified team at TEP has significant experience in guiding development proposals, from the feasibility stage through to the discharge of planning conditions. We give strategic advice on proposals, manage consultations and prepare applications for planning consent. This may include the production of supporting materials such as Design and Access Statements. We also provide expert evidence on planning issues at public inquiries and appeals, and underpin all of these processes with our stakeholder engagement services.

TEP is especially skilled in preparing planning applications for developments which may have significant effects on the environment. Our planning team includes experts in Environmental Impact Assessment and Sustainability Appraisal and, supported by our urban design specialists, landscape architects and ecologists, can provide a broad spectrum of advice on the likely environmental and sustainability effects of proposals.

TEP has co-ordinated numerous large projects and delivered consents for residential and mixed use schemes; roads; power generation and transmission projects. We work nationally and have a strong record with private and public sector clients.





# LANDSCAPE AND VISUAL ASSESSMENT

TEP has extensive experience of undertaking Landscape and Visual Impact Assessments (LVIA). Through LVIA's, we are able to address landscape and visual impact issues at an early stage, ensuring proposals work within the landscape setting, deal effectively with any constraints and are visually acceptable.

A project which works with the landscape character of the area is more likely to be acceptable to communities and to local planning authorities.

Working with our photomontage and visualisation experts; our landscape architects are able to advise on appropriate design and mitigation measures; often leading to appearances at public inquiries to present detailed evidence on development proposals.

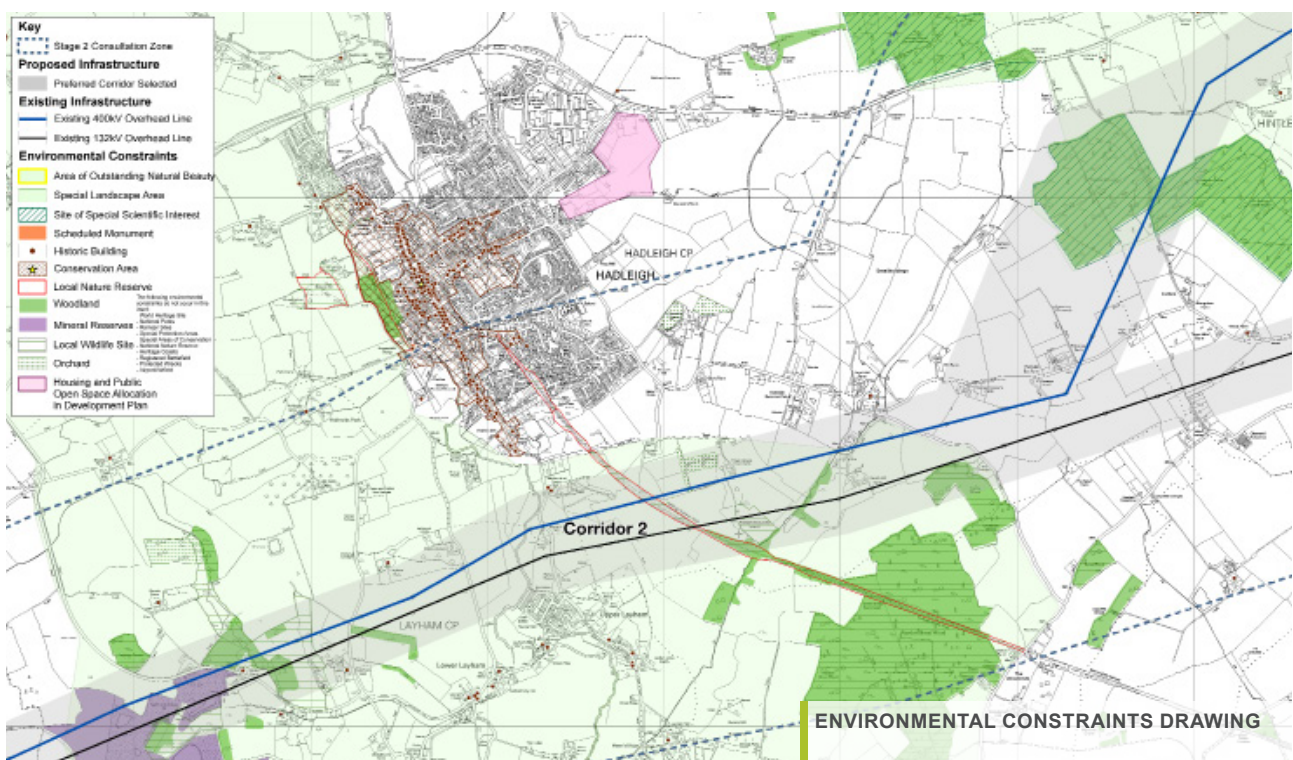
TEP also carries out Landscape Character Assessments (LCA) for local planning authorities, identifying the unique qualities and features of an area which contribute to local distinctiveness. Our LCAs are used in Local Plans, Transport Strategies and Supplementary Planning Guidance to improve the design quality of new development and to promote good countryside management.



WIRRAL LANDSCAPE CHARACTER  
ASSESSMENT



HOUSING IN THE WILTSHIRE  
LANDSCAPE





# GREEN INFRASTRUCTURE PLANNING

Green Infrastructure (GI) describes the network of natural spaces and corridors that intersperse and connect our cities, villages and towns. These areas provide multiple benefits to local communities, including recreational space, improved health and well-being, natural habitats for wildlife, and vital environmental services such as pollution control, water supply, fisheries and flood alleviation. GI planning requires an understanding and articulation of “ecosystem services” relevant to the study area.

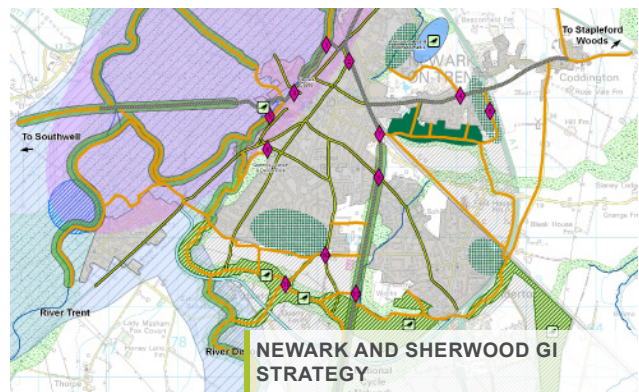
TEP has very strong credentials in GI advocacy, strategy and planning. We specialise in developing GI plans that take account of environmental, economic and social priorities, and balance these to support projects.

We work collaboratively brokering agreements and establishing consensus across a wide spectrum of stakeholders to create spaces that balance the needs of people, wildlife and habitats.

We have developed GI plans at a broad geographic scale (for example our work on the Cheshire and North-East Wales GI Framework) and at a very local scale (for example our action plan for the Flintshire Coast).



FLINTSHIRE GI STRATEGY



NEWARK AND SHERWOOD GI STRATEGY



STAMFORD BROOK RESIDENTIAL  
DEVELOPMENT, GREATER MANCHESTER



# ECOLOGY

TEP has over 30 in-house ecologists, who are all members of the Chartered Institute of Ecology and Environmental Management (CIEEM) and adhere to CIEEM's guidelines both in their technical work and their professional conduct.

We offer high quality habitat assessments for all stages of a development proposal and we are licensed by Natural England, Natural Resources Wales and Scottish National Heritage to undertake surveys for great crested newts, bats, otter, dormice, badgers, water voles and birds.

We work on a range of developments from housing, commercial and industrial schemes to major infrastructure projects. Often this requires us to present surveys, assessments and mitigation schemes to regulators and at public inquiries and hearings.

We provide advice on how constraints can be mitigated, or even made into a valuable feature, and, with our design teams, produce detailed drawings to illustrate this. We recognise the unique nature of each site and ensure our approach reflects this.



DNA TESTING FOR GREAT CRESTED NEWTS



PHASE I HABITAT SURVEYING



AVENUE COKING WORKS HABITAT CREATION, CHESTERFIELD



# ARBORICULTURE

TEP has a team of consultants with expertise in managing trees in rural and urban landscapes offering a range of professional services in accordance with best practice, industry guidance and new research.

Our team undertakes detailed surveys and inspections of trees, woodlands and hedgerows offering comprehensive advice for our clients.

Recommendations for tree work are specific to local ecological features and future land use. We also provide detailed reports to accompany our assessments and survey work, which provide the necessary information to accompany planning applications and to discharge planning conditions.

We are experienced in a wide range of projects concerning construction close to trees and the application of the British Standard (BS 5837:2012). Reaching resolution regularly involves consulting with developers, architects, structural engineers and Local Authorities to develop innovative and specialised design solutions.





# LANDSCAPE MANAGEMENT

Well managed, high quality green spaces offer places for recreation, improve property value, support healthy communities and create habitats for a range of wildlife.

TEP's Landscape Managers have a high level of expertise providing professional services including policy development and broad-scale planning, landscape management plans and contract procurement.

Our clients include Homes England and The Land Trust, for whom we provide estate management services such as site management, contract administration, and management of contractors.

In the last 5 years TEP's Landscape Managers have written over 200 landscape management plans for an array of sites including new housing development, brownfield restoration schemes and historic parks. We can also produce detailed life cycle costs for landscape maintenance operations assisting long term site management and land transfers.

TEP's Landscape Managers have a strong background and experience in Green Space and Green Infrastructure Assessment. We work closely with local authorities to assess green space standards, provision, and accessibility, providing evidence and support to inform local plan policy.



**GREEN & BLUE INFRASTRUCTURE  
STRATEGY, BLACKPOOL**



**HOMES ENGLAND LANDSCAPE  
MANAGEMENT CONTRACTS**



**LAND TRUST PORTFOLIO**

# VACANT AND DERELICT PROPERTY MANAGEMENT

Vacant and derelict properties include a range of buildings from those being recently vacated to those in various stages of dereliction and disrepair. They also encompasses vacant hard-standing plots and brownfield sites with inherent risks.

TEP has a wealth of experience in the management of vacant and derelict properties. Our consultants professionally assess sites for any risks they present and provide recommendations to mitigate these risks. Such risks include security, trespass, structural failings, asbestos, invasive species and utilities. TEP procures and manages the services required to properly control any such risks.

As part of the service TEP carries out regular and frequent inspections of sites and produces written reports. This provides a documented history to demonstrate that the client is fulfilling their duty of care to those that access the site, whether that access is authorised or not.

One of our clients is Homes England to whom we provide a nationwide service, managing a variety of sites and buildings using bespoke designed and developed Risk Management Systems.



HAVERTON HILL DOCK,  
MIDDLESBROUGH



MANAGING PUBLIC ACCESS



LITTLEWOODS, LIVERPOOL



# HISTORIC ENVIRONMENT AND ARCHAEOLOGY

Historic environment is the term used to describe all of the surviving physical remains of past human activity, encompassing built heritage, the historic landscape and buried archaeology. At TEP we understand the value of the historic environment for its contribution to the quality of life to this and future generations.

Our historic environment team provides professional advice on how constraints can be identified and mitigated. We tailor our response to the needs of each unique project and can provide any level of support including feasibility studies, heritage statements, impact assessment, sensitive design solutions, archaeological work, identification of heritage benefits and expert witness at public inquiry.

Our team has worked on a large range of developments including housing, commercial and industrial schemes as well as renewable energy and large scale infrastructure projects. The team is led by a full Member of the Chartered Institute for Archaeologists and is supported by a network of sub-consultants who ensure that we provide our clients with the right specialisms and with comprehensive geographical coverage across the UK.



RECORDING BUILDINGS AT THE  
FORMER FIRE STATION, DARLINGTON



HINKLEY POINT C CONNECTION  
PROJECT, EIA



ACTIVITY PLAN FOR BUTE TOWN HLF BID



# GIS MAPPING AND ANALYSIS

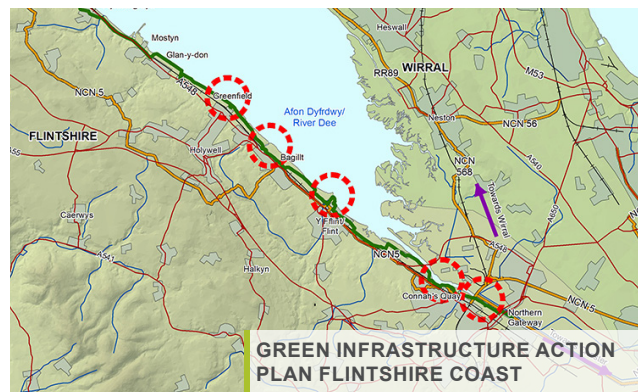
A picture says a thousand words. We use Geographic Information Systems (GIS) to describe our world in terms of its spatial relationships, patterns and trends. This applies as much to our social and built environment as it does to the natural environment for which GIS was first developed. GIS Mapping and Analysis is an enormously powerful tool, which can provide insight and clarity to the world around us. GIS can be used for strategic assessments, identifying priorities and needs within an area, helping decision-makers and focusing investment. Maps are also a vital visual aid in community and stakeholder engagement.

TEP has a dedicated GIS Team with experience and expertise using ArcGIS, QGIS, MapInfo, Postgres, PostGIS and Open Source data sources to analyse and illustrate environmental, social and economic data and trends. GIS is utilised throughout our services and projects, providing a powerful tool for map production, spatial analysis, web mapping, integrated management systems and mobile field data capture.

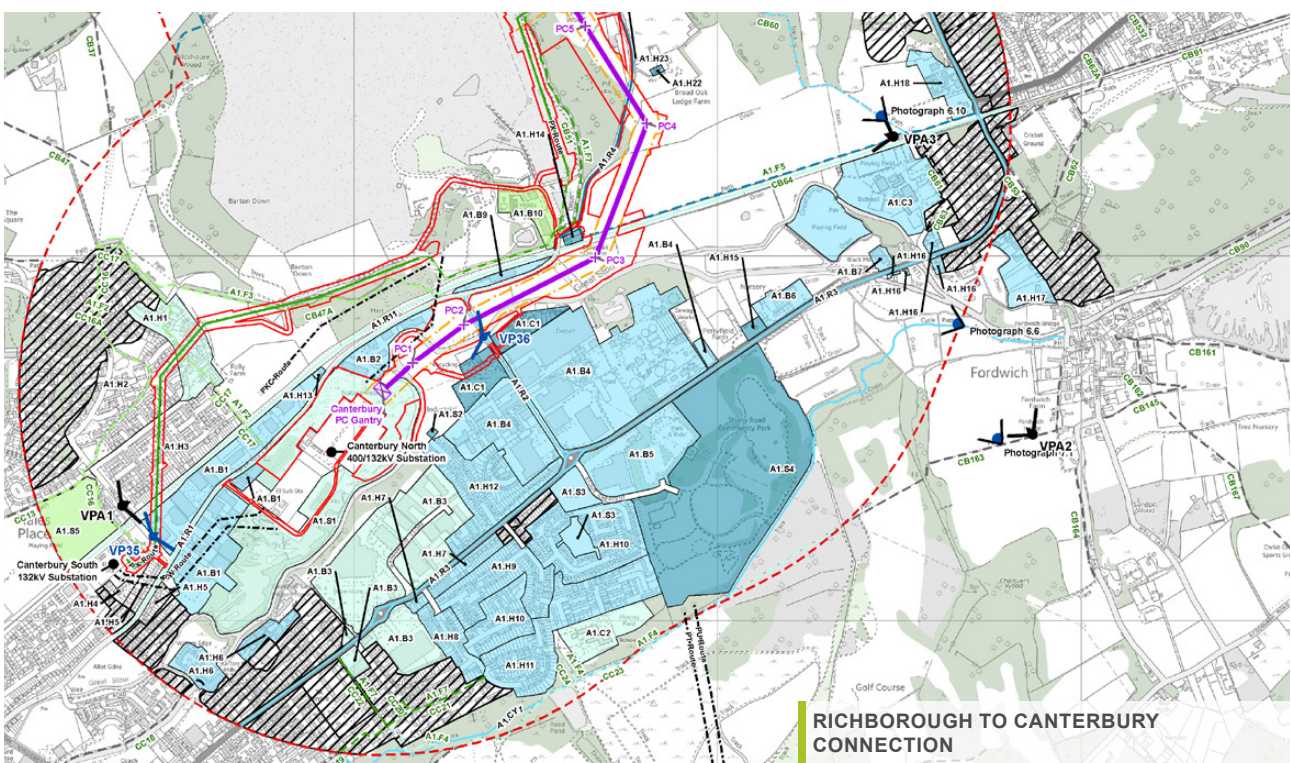
Our clients include central and local government, large corporate landowners such as Forestry Commission and Homes England; and infrastructure providers like National Grid.



**IRWELL CATCHMENT ECOSYSTEM SERVICES ASSESSMENT**



**GREEN INFRASTRUCTURE ACTION PLAN FLINTSHIRE COAST**



**RICHBOROUGH TO CANTERBURY CONNECTION**



# VISUALISATIONS

Visualisations are powerful design and communication tools, useful for optioneering, consultation, inquiry and marketing. Each client's project is unique, so we choose the most appropriate approach and software package from Autodesk 3D Studio Max, V-Ray, SketchUp and Photoshop to bring the right level of graphic detail and realism required.

We are able to offer a range of visualisation styles, ranging from wireframes and block models through to realistic verified photomontages. We commonly work on environmental impact assessments, consultations, public inquiries and renderings for marketing purposes.

We provide an end-to-end service for verified photomontages, including photography, site surveying, site modelling, final images and presentation layouts.

As landscape architects, we specialise in time-sequence visualisations where we present how the landscape planting for a new development would appear on Day One and grow over the years.

Our team also provides graphics support in the production of environmental reports; this includes desktop publishing, 2D or 3D schematic illustrations and rendered plans.



WARRINGTON WAR MEMORIAL,  
WARRINGTON



PROPOSED HOUSING DEVELOPMENT,  
CONGLETON



HINKLEY POINT C CONNECTION PROJECT

# BREEAM AND CODE FOR SUSTAINABLE HOMES

TEP has carried out over 1,000 BREEAM and CfSH assessments across the UK in the last 5 years and we are on framework contracts with many of the major social housing providers and their delivery partner contractors.

TEP's ecologists are accredited to act as Suitably Qualified Ecologists on CfSH assessments. We evaluate the performance of new buildings and help maximise the ecological value, and number of credits, that can be obtained.

TEP prepares assessments for the BRE Category of Land Use and Ecology.

Recognising the unique requirements of BREEAM and CfSH we have a dedicated team who are on hand from design stage through to project completion.

Our in-house landscape design and arboriculture professionals support our ecologists to provide comprehensive reports to support new developments.



CASTLEFIELDS REGENERATION,  
HALTON



MATALAN HEADQUARTERS,  
KNOWSLEY



SAUGHALL PRIMARY SCHOOL, CHESHIRE



# COMMUNITY ENGAGEMENT

Delivering sustainable solutions requires the active involvement and the support of a number of different stakeholders. TEP has considerable skills and experience in identifying, and engaging with, a large variety of interested parties, groups and organisations. Our priority is to develop and maintain good relationships, creating the environment for effective two way dialogue.

We use a range of tools and techniques to support this process, tailored for individual stakeholder groups within each project. We do not apply a “one size fits all” approach. We work with stakeholders at a number of levels from individuals, such as local residents, to focus groups, through to large scale public events.

We are experienced in dealing with contentious development projects and can address stakeholder concerns and expectations throughout the process, which can sometimes be over several years.

In addition to fostering good relationships, we use other methods to engage stakeholders, such as tailored questionnaires, design competitions, leaflets and exhibitions. For all of these, we produce the visual materials ourselves, using high quality graphics programmes.



WORKING WITH SCHOOLS IN  
TELFORD



VICTORIA PARK, STAFFORD,  
CONSULTATION



KETLEY NATURE TRAIL



# AWARDS

TEP is an award winning environmental consultancy.  
These are our latest awards:

**2019 Landscape Institute Award - Winner**  
**Transforming Through Management & Science**  
Irwell Catchment Ecosystem Services Assessment

**2019 IEMA Awards - Highly Commended**  
**Biodiversity & Environmental Net Gains**  
Heathlands Residential Development, North Wales

**2019 CIEEM Awards**  
**Commended - Best Practice Large Scale Mitigation**  
**Highly Commended - Best Practice Innovation**  
Heathlands Residential Development, North Wales &  
Irwell Catchment Ecosystem Services Assessment

**2019 CIRIA Biodiversity Awards, Small-Scale Project of the Year**  
White Lion Nature Reserve, North Wales

**2019 Art Fund Museum of the Year**  
St Fagans National Museum of History, Cardiff

**2018 Brownfield Briefing Awards, Judges Special Award**  
Avenue Coking Works, Chesterfield

**2017 Landscape Institute Award**  
Heathlands Residential Development, North Wales

**2017 Brownfield Briefing Awards, Highly Commended**  
Heathlands Residential Development, North Wales

**2017 Housing Design Awards Shortlist**  
Barton Park Phase 1 Residential Development, Oxford

**2017 SME of the Year Finalist**  
TEP


**2016 LABC East Midlands Awards**  
Pine Lake Camp Centre, Derby

**2016 Planning and Placemaking Award**  
Hinkley Point C Connection, Somerset

**2015 CIEEM NGO Impact Award**  
Countess Of Chester Country Park, Upton-by-Chester

**2013 Landscape Institute Award**  
Management Plan for Black Brook Corridor, St Helens

**2012 Warrington Business Award**  
Corporate Social Responsibility Award







For more information  
please visit  
[www.tep.uk.com](http://www.tep.uk.com)

---

**WARRINGTON**

401 Faraday Street  
Birchwood Park  
Warrington  
WA3 6GA

Tel: 01925 844004  
E-mail: [tep@tep.uk.com](mailto:tep@tep.uk.com)

**GATESHEAD**

Office 26 Gateshead  
International Business  
Centre  
Mulgrave Terrace  
Gateshead  
NE8 1AN

Tel: 0191 605 3340  
E-mail: [gateshead@tep.uk.com](mailto:gateshead@tep.uk.com)

**LONDON**

8 Trinity Street  
London  
SE1 1DB

Tel: 020 3096 6050  
E-mail: [london@tep.uk.com](mailto:london@tep.uk.com)

**MARKET  
HARBOROUGH**

The Reynard Suite  
Bowden Business Village  
Market Harborough  
Leicestershire  
LE16 7SA

Tel: 01858 383120  
E-mail: [mh@tep.uk.com](mailto:mh@tep.uk.com)

**CORNWALL**

4 Park Noweth  
Churchtown  
Cury,  
Helston  
Cornwall  
TR12 7BW

Tel: 01326 240081  
E-mail: [cornwall@tep.uk.com](mailto:cornwall@tep.uk.com)